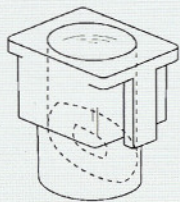


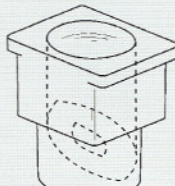
Cams, Pintles & Hinge Pins



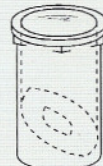
98185



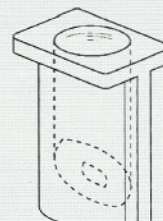
98175



98195

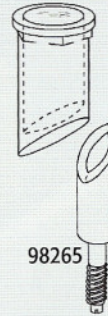


98245



98285

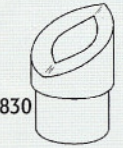
98275



98265



89820



89830

INTEGRAL HINGE SET

7005

Top Assembly

Bottom Assembly



97235
97435




97245

97265



97275



98719
98715



98614



98589
98584




99574



98634



99585



99109



99119



98544

Nylon Parts for Round Barrel Surface Mounted Hinges (7011, 7021, 7033, 7043, 7053, 7063, 7113, 7123)



99615



7740



99635



99625



99645

PART NUMBER	CAM & PINTLE SETS (WITH NUTS & WASHERS)		
	PINTLE	CAM	
97305	98265	98275	5/8" Round
97315	97205	98285	5/8" Round with Keylock
97325	98175	98245	3/4" Round
97335	98175	98195	7/8" Square - Shaved
97345	98175	98185	7/8" Square - Unshaved

PART #	CAMS
89820	M-Hinges
98185	Square - Unshaved
98195	Square - Shaved
98245	Round for 5/8" Pintle
98275	Round for 1/2" Pintle
98285	Round with Keylock (Use with #97205 Pintle only)

PART #	PINTLES
89830	M-Hinges
97205	1/2" Diameter (Use with #98285 Cam only)
97275	5/8" Diameter (Knickerbocker)
98175	5/8" Diameter
98265	1/2" Diameter
99305	Nut and Washer Pack for Pintles

PART #	CANDLE CAMS
97245	General
97265	Knickerbocker
97435	Metpar

PART #	HINGE PINS		
		DIMENSIONS	USED FOR
98715	Knurled Plastic		
98719	Knurled Stainless	3/8" Dia. x 2-1/2" L	Sanymetal
98614	Knurled Steel	1/4" Dia. x 2-3/4" L	General
98584	Threaded Steel	3/8" Dia. x 3" L	Ampco, Metpar & Flush Metal
98589	Threaded Stainless		
98574	Steel-Zinc Plated	7/16" Dia. x 3-5/16" L	Fiat
98634	Knurled Steel	5/16" Dia. x 3" L	Sentry
99585	Knurled Steel	7/32" Dia. x 3-1/4" L	Ampco
99109	Knurled Steel		
99119	Knurled Stainless	3/8" Dia. x 3-1/2" L	
98544	Steel-Zinc Plated	3/8" Dia. x 3-3/4" L	Shanahan

PART #	INTEGRAL HINGE SET
7005	Includes (3) Set Screws (T-7 Bit Required for Installation)

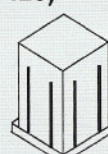
ROUND BARREL HINGE PARTS	
7740	Cap
99615	Pin
99625	Pintle
99635	Cam
99645	Retaining Ring
7035 (Complete Set)	

SQUARE BARREL HINGE PARTS	
97015	Pintle
97025	Pintle Housing
97035	Cam
97045	Pin Assembly
97055	Pin Housing
97065	Cap
7405 (Complete Set)	

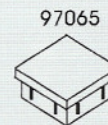
Nylon Parts for Square Barrel Surface Mounted Hinges (7413 & 7423)



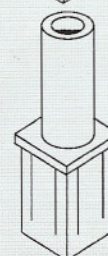
97055



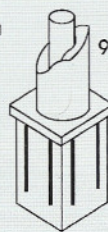
97035



97065



97045



97015

97025