

Screw Packs & Fasteners

SCREW PACKS

| ONE WAY | | | | SIX-LOBE | | USED FOR | For Material Thickness or Depth |
|---------------------|---------------------|------------------------|-----------------|---------------------|-----------------|--|---------------------------------|
| CHROME PLATED STEEL | CHROME PLATED BRASS | BRASS PLATED STAINLESS | STAINLESS STEEL | CHROME PLATED STEEL | STAINLESS STEEL | | |
| 10 | 11 | 12 | 19 | 60010 | 60019 | 1-1/4" Hinge or Strike and Keeper | 1-1/4" |
| 20 | 21 | 22 | 29 | 60020 | 60029 | 1" Wall Bracket | 1" |
| 30 | | 32 | 39 | 60030 | 60039 | "U" Bracket | 7/8" to 1-1/4" |
| 40 | 41 | 42 | 49 | 60040 | 60049 | Two Piece Wall Bracket | 7/8" to 1-1/4" |
| 50 | | 52 | 59 | 60050 | 60059 | 5020 Slide Latch | 1" to 1-1/4" |
| 60 | | 62 | 69 | 60060 | 60069 | 5020 Slide Latch and Door Pull | 5/8" to 1-1/8" |
| 70 | | | 79 | 60070 | 60079 | Urinal Screen Bracket | 7/8" to 1-1/4" |
| 80 | 81 | 82 | 89 | 60080 | 60089 | 5050 or 5151 Latches | 1" |
| 90 | | 92 | 99 | 60090 | 60099 | 5050 Latch and Door Pull | 1" to 1-1/4" |
| 100 | | 102 | 109 | 60100 | 60109 | Hook or Door Stop | 7/8" Min. |
| 110 | 111 | 112 | 119 | 60110 | 60119 | Paper Roll Holder (#12 x 1-1/2" Screws) | 1" Min. |
| 120 | 121 | 122 | 129 | 60120 | 60129 | Paper Roll Holder (#14 x 1-1/2" Screws) | 1" Min. |
| 130 | | | | 60130 | 60139 | Flat Strike & Keeper | 1" Min. |
| 140 | 141 | 142 | 149 | 60140 | 60149 | 1-1/4" Wall Bracket | 1-1/4" |
| 150 | | | | | | 3040 Pilaster Shoe | 1-3/4" |
| 160 | 161 | 162 | 169 | 60160 | 60169 | 8340 Alcove Clips (2 pc) | 1" to 1-1/4" |
| 220 | | 222 | 229 | 60220 | 60229 | 5400 Door Pull | 7/8" to 1-1/4" |
| 240 | | | 249 | 60249 | 60249 | 5701/5703 Throw Latch | 7/8" to 1-1/8" |
| 250 | | | 259 | 60250 | 60259 | 6200 Door Pull | 1/2" to 1" |
| 260 | | | 269 | 60260 | 60269 | Open End Pilaster Shoe | 5/8" Min. |
| 270 | | | 279 | 60270 | 60279 | 6251/6253 Door Pull | 3/4" to 1" |
| | | | 289 | 60289 | 60289 | 8503 Floor Mounted Pilaster Bracket | 1-1/4" |
| 340 | | | 349 | 60340 | 60349 | 1/2" Wall Bracket | 1/2" |
| 350 | | | 359 | 60350 | 60359 | 3/4" Wall Bracket | 3/4" |
| 360 | | 362 | 369 | 60360 | 60369 | 7/8" Wall Bracket | 7/8" |
| 370 | 371 | 372 | 379 | 60370 | 60379 | 1" Wall Bracket | 1" |
| | | | 399 | 60399 | 60399 | Flat Back Hinge | 1-3/8" Min. |
| 500 | | | 509 | 60509 | 60509 | 1-1/4" x 57-1/2" Continuous Wall Bracket | 1-1/4" |
| 520 | | | 529 | 60529 | 60529 | 1" x 57-1/2" Continuous "U" Bracket | 1" |
| | | | 569 | 60569 | 60569 | Pivot Hinge (7803) | 1" |
| | | | 579 | 60579 | 60579 | Pivot Hinge (7813) | 3/4" or 1" |
| 580 | | | 589 | 60589 | 60589 | 1" x 57-1/2" Continuous "U" Bracket | 1" |
| 590 | | | 599 | 60590 | 60599 | Hook (for 1/2" Solid Surface) | 1/2" |
| | 601 | | 609 | | | 4151 Pilaster Mounted Door Stop | 1-1/4" |
| 610 | | | 619 | 60610 | 60619 | 6309 Slide Latch | 3/4" |
| 8223 | | | | | | Floor Mounted 1" Aluminum U-Channel | 1" |

FOR PIANO HINGES

| | | | | | | | |
|--|--|--|-----|-------|-------|-----------------------------|-----------|
| | | | 709 | 60709 | 60709 | Sheet Metal Screws | 5/8" Min. |
| | | | 719 | 60719 | 60719 | 1/2" Door & Pilaster Post | 1/2" |
| | | | 729 | 60729 | 60729 | 3/4" Door & Pilaster Post | 3/4" |
| | | | 739 | 60739 | 60739 | 7/8" Door & Pilaster Post | 7/8" |
| | | | 749 | 60749 | 60749 | 1" Door & Pilaster Post | 1" |
| | | | 759 | 60759 | 60759 | 1-1/4" Door & Pilaster Post | 1-1/4" |

FOR SURFACE MOUNTED HINGES

| | | | | | | | |
|-----|-----|-----|-----|-------|-------|----------------------------------|--|
| 420 | 421 | 422 | 429 | 60429 | 60429 | 1/2" Door - 1/2" Pilaster Post | |
| 430 | 431 | 432 | 439 | 60439 | 60439 | 1" Door - 1-1/4" Pilaster Post | |
| 440 | 441 | 442 | 449 | 60449 | 60449 | 7/8" Door - 1-1/4" Pilaster Post | |
| 450 | 451 | 452 | 459 | 60459 | 60459 | 3/4" Door - 3/4" Pilaster Post | |
| 460 | 461 | 462 | 469 | 60469 | 60469 | 3/4" Door - 1" Pilaster Post | |
| 470 | 471 | 472 | 479 | 60479 | 60479 | 1" Door - 1" Pilaster Post | |
| 480 | 481 | 482 | 489 | 60489 | 60489 | 1/2" Door - 1" Pilaster Post | |
| 490 | 491 | 492 | 499 | 60499 | 60499 | 1/2" Door - 3/4" Pilaster Post | |

ANCHORS

| ANCHORS | STEEL | ZAMAC | PLASTIC |
|---|-------|-------|---------|
| For No. 10 and 12 Screws | | | 9005 |
| For No. 14 and 16 Screws | | | 9015 |
| 3/8" Expansion | | 8106 | |
| 3/8" Double Expansion | | 8116 | |
| 1/2" x 3" Anchor Sleeve with 3/8 Nut & Washer | 95154 | | |



8106

8116

95154

MISCELLANEOUS

| DESCRIPTION | ZINC PLATED STEEL | STAINLESS STEEL |
|--|-------------------|-----------------|
| 1/4-20 x 3" Toggle Bolt Assembly (Pan Head) | 89904 | |
| 1/4-20 x 4" Toggle Bolt Assembly (Flat Head) | 89924 | |
| 1/4-20 Toggle Wing | 96164 | |
| 1/4" Flat Washer | 96814 | 96819 |
| 1/4" Split Lock Washer | 96834 | |
| 5/16-18 x 3" Hex Bolt | 94964 | |
| 5/16-18 Hex Locknut - Nylon Stop | 96274 | |
| 5/16-18 Internal Lock Washer | 96884 | |
| 5/16-18 External Lock Washer | 96894 | |
| 3/8-16 x 2-1/2" Hex Bolt | 95144 | |
| 3/8-16 Hex Nut | 96324 | 96329 |
| 3/8-16 x 7/8" Square Nut | 96356 | |
| 3/8-16 T-Nut | 96374 | |
| 3/8" Flat Washer | 96924 | |
| 3/8" Split Lock Washer | 96914 | |
| #8 Finishing Washer (for Oval Head Screws) | 96623 | |

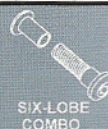
THREADED WIRE & RODS

| | |
|------------------|-------------|
| 10-24 x 1/2" | 87004 |
| 10-24 x 3/4" | 87024 |
| 10-24 x 7/8" | 87034 |
| 10-24 x 1-1/8" | 87054 |
| 10-24 x 1-3/8" | 87074 |
| 10-24 x 1-1/2" | 87094 |
| 10-24 x 1-15/16" | 87134 |
| 3/8-16 x 4" | 87304 |
| 3/8-16 x 6" | 87334 87339 |
| 3/8-16 x 8" | 87374 |
| 3/8-16 x 10" | 87394 |
| 3/8-16 x 12" | 87404 |

BARREL NUT & SHOULDER SCREW COMBINATIONS

ONE WAY FASTENERS

| MATERIAL THICKNESS | SURFACE HINGES | | HINGES BRACKETS WALL BRACKETS STRIKE & KEEPERS | | STAMPED STAINLESS BRACKETS | |
|--------------------|-----------------|---------------------|--|----------------|----------------------------|----------------|
| | BARREL NUT | SHOULDER SCREW | BARREL NUT | SHOULDER SCREW | BARREL NUT | SHOULDER SCREW |
| 1/2" | 1/2" (9703) | 3/8" (9883) | 1/2" (9703) | 1/2" (9773) | 1/2" (9703) | 3/8" (9883) |
| 5/8" | 1/2" (9703) | 1/2" (9773) | X | X | X | X |
| 3/4" | 5/8" (9713) | 1/2" (9773) | 5/8" (9713) | 3/4" (9783) | 5/8" (9713) | 1/2" (9773) |
| 7/8" | 5/8" (9713) | 3/4" (9783) | 5/8" (9713) | 15/16" (9793) | 5/8" (9713) | 3/4" (9783) |
| 1" | 5/8" (9713) | 15/16" (9793) | 5/8" (9713) | 1-1/16" (9803) | 5/8" (9713) | 15/16" (9793) |
| 1-1/8" | 5/8" (9713) | 15/16" (9793) | 5/8" (9713) | 1-3/16" (9813) | 5/8" (9713) | 1-1/16" (9803) |
| 1-1/4" | 5/8" (9713) | 1-3/16" (9813) | 5/8" (9713) | 1-5/16" (9823) | 5/8" (9713) | 1-3/16" (9813) |
| 1-3/8" | 5/8" (9713) | 1-5/16" (9823) | X | X | X | X |
| 1-1/2" | 1/2" (9703) | 1-1/2" (9873) | X | X | X | X |
| 1-5/8" | 5/8" (9713) | 1-1/2" (9873) | X | X | X | X |
| 1-1/2" | (2) 5/8" (9713) | 1-1/8" Wire (87054) | X | X | X | X |




SIX-LOBE COMBO



ONE WAY COMBO

SIX-LOBE FASTENERS

| MATERIAL THICKNESS | SURFACE HINGES | | HINGES BRACKETS WALL BRACKETS STRIKE & KEEPERS | | STAMPED STAINLESS BRACKETS | |
|--------------------|------------------|---------------------|--|-----------------|----------------------------|-----------------|
| | BARREL NUT | SHOULDER SCREW | BARREL NUT | SHOULDER SCREW | BARREL NUT | SHOULDER SCREW |
| 1/2" | 1/2" (88203) | 3/8" (88223) | 1/2" (88203) | 1/2" (88233) | 1/2" (88203) | 3/8" (88223) |
| 5/8" | 1/2" (88203) | 1/2" (88233) | X | X | X | X |
| 3/4" | 5/8" (88213) | 1/2" (88233) | 5/8" (88213) | 3/4" (88243) | 5/8" (88213) | 1/2" (88233) |
| 7/8" | 5/8" (88213) | 3/4" (88243) | 5/8" (88213) | 15/16" (88253) | 5/8" (88213) | 3/4" (88243) |
| 1" | 5/8" (88213) | 15/16" (88253) | 5/8" (88213) | 1-1/16" (88263) | 5/8" (88213) | 15/16" (88253) |
| 1-1/8" | 5/8" (88213) | 15/16" (88253) | 5/8" (88213) | 1-3/16" (88273) | 5/8" (88213) | 1-1/16" (88263) |
| 1-1/4" | 5/8" (88213) | 1-3/16" (88273) | 5/8" (88213) | 1-5/16" (88283) | 5/8" (88213) | 1-3/16" (88273) |
| 1-3/8" | 5/8" (88213) | 1-5/16" (88283) | X | X | X | X |
| 1-1/2" | (2) 5/8" (88213) | 7/8" Wire (87034) | X | X | X | X |
| 1-5/8" | (2) 1/2" (88203) | 1-1/8" Wire (87054) | X | X | X | X |
| 1-1/2" | (2) 5/8" (88213) | 1-1/8" Wire (87054) | X | X | X | X |



MACHINE SCREWS


| DESCRIPTION | CHROME PLATED STEEL | CHROME PLATED BRASS | BRASS PLATED STAINLESS | ZINC PLATED STEEL | STAINLESS STEEL |
|----------------------------------|---------------------|---------------------|------------------------|-------------------|-----------------|
| 8-32 x 5/8" One Way Oval Head | 9403 | | | | 9409 |
| 8-32 x 3/4" One Way Oval Head | 9413 | | | | 9419 |
| 8-32 x 1" One Way Oval Head | 9423 | | 9422 | | 9429 |
| 8-32 x 1-1/8" One Way Oval Head | 9443 | | 9442 | | 9449 |
| 8-32 x 1-3/8" One Way Oval Head | 9463 | | | | 9469 |
| 8-32 x 1-5/8" One Way Oval Head | 9483 | | 9482 | | 9489 |
| 10-24 x 3/4" One Way Round Head | 9513 | | | | |
| 10-32 x 3/4" One Way Round Head | 9543 | | | | |
| 10-32 x 1/2" Slotted Flat Head | 93783 | | | | |
| 1/4-20 x 3/4" One Way Round Head | | 9571 | | | |
| 1/4-20 x 3" Phillips Pan Head | 94823 | | | | |
| 1/4-20 x 4" Phillips Flat Head | | | | 94884 | |



10-24 SHOULDER SCREWS

| LENGTH | CHROME PLATED STEEL | CHROME PLATED BRASS | POLISHED BRASS | STAINLESS STEEL | HEAD TYPE |
|---------|---------------------|---------------------|----------------|-----------------|-----------|
| 3/8" | 9883 | 9881 | | 9889 | One Way |
| 1/2" | 9773 | 9771 | 9772 | 9779 | One Way |
| 3/4" | 9783 | 9781 | 9782 | 9789 | One Way |
| 15/16" | 9793 | 9791 | 9792 | 9799 | One Way |
| 1-1/16" | 9803 | 9801 | 9802 | 9809 | One Way |
| 1-3/16" | 9813 | 9811 | 9812 | 9819 | One Way |
| 1-5/16" | 9823 | 9821 | 9822 | 9829 | One Way |
| 1-1/2" | 9873 | | | | One Way |
| 1-5/16" | | 9861 | | | Phillips |

* 3/8" has full threads (no shoulder)



ONE WAY TAPPING SCREWS

| SIZE | CHROME PLATED STEEL | POLISHED BRASS | STAINLESS STEEL |
|-------------|---------------------|----------------|-----------------|
| 6 x 3/4" | 9073 | | |
| 8 x 3/8" | 9103 | | |
| 8 x 1/2" | 9113 | | |
| 10 x 3/8" | 9163 | | |
| 10 x 1/2" | | | 9159 |
| 10 x 5/8" | 9173 | 9172 | 9179 |
| 10 x 3/4" | 9193 | | |
| 10 x 1" | 9203 | | |
| 12 x 5/8" | 9213 | | |
| 12 x 1-1/2" | 9233 | | |
| 14 x 1/2" | 9253 | | |
| 14 x 5/8" | 9263 | | |
| 14 x 1" | 9283 | | |
| 14 x 1-3/4" | 9343 | | |
| 14 x 2" | 9313 | | |
| 14 x 2-1/2" | 9323 | | |
| 14 x 3" | 9333 | | |



TAPPING SCREWS

| SIZE | CHROME PLATED STEEL | BRASS PLATED STAINLESS | STAINLESS STEEL | HEAD TYPE |
|----------------|---------------------|------------------------|-----------------|-------------------|
| 10 x 3/4" | 90933 | | | Phillips Pan |
| 12 x 5/8" | 91353 | | | Phillips Pan |
| 12 x 1-1/2" | 91553 | | | Phillips Pan |
| 12 x 2" | 91783 | | | Phillips Pan |
| 14 x 5/8" (A) | 92063 | 92072 | 92079 | Phillips Pan |
| 14 x 5/8" (AB) | 92093 | | | Phillips Pan |
| 14 x 1" | 92153 | | | Phillips Pan |
| 14 x 1-3/4" | 92353 | 92362 | 92369 | Phillips Pan |
| 14 x 2" | 92403 | | 92419 | Phillips Pan |
| 14 x 2-1/2" | 92503 | | 92519 | Phillips Pan |
| 14 x 3" | 92603 | | | Phillips Pan |
| 10 x 1/2" | 90864 | | | Phillips Flat |
| 10 x 5/8" | 90884 | | | Phillips Flat |
| 10 x 1" | 91013 | | | Phillips Flat |
| 10 x 1-3/4" | | | 91109 | Phillips Flat |
| 14 x 1-1/2" | | | 92309 | Phillips Flat |
| 12 x 1-1/2" | 91543 | | | Square Recess Pan |



BARREL NUTS

| DESCRIPTION | CHROME PLATED STEEL | CHROME PLATED BRASS | POLISHED BRASS | STAINLESS STEEL |
|----------------------------------|---------------------|---------------------|----------------|-----------------|
| 8-32 x 1/2" Unslotted Head | 9763 | | 9762 | 9769 |
| 10-24 x 1/2" One Way Round Head | 9703 | 9701 | 9702 | 9709 |
| 10-24 x 5/8" One Way Round Head | 9713 | 9711 | 9712 | 9719 |
| 10-24 x 1/2" Phillips Round Head | 9723 | 9721 | | |

SIX LOBE FASTENERS (T-27) HEAD



10-24 BARREL NUT WITHOUT CENTER PIN

| LENGTH | CHROME PLATED STEEL | STAINLESS STEEL |
|--------|---------------------|-----------------|
| 5/8" | 88113 | |



10-24 BARREL NUT WITH CENTER PIN

| LENGTH | CHROME PLATED STEEL | STAINLESS STEEL |
|--------|---------------------|-----------------|
| 1/2" | 88203 | 88209 |
| 5/8" | 88213 | 88219 |



TRUSS HEAD TAPPING SCREWS WITH CENTER PIN

| SIZE | CHROME PLATED STEEL | STAINLESS STEEL |
|-------------|---------------------|-----------------|
| 12 x 1-1/2" | 91813 | 91819 |
| 12 x 2" | 91913 | 91919 |
| 12 x 2-1/2" | 91903 | 91909 |
| 14 x 5/8" | 92213 | 92219 |
| 14 x 1" | 92183 | 92189 |



8-32 OVAL HEAD WITH CENTER PIN (T-20)

| LENGTH | CHROME PLATED STEEL | STAINLESS STEEL |
|--------|---------------------|-----------------|
| 5/8" | 88313 | 88319 |
| 3/4" | 88323 | 88329 |
| 1" | 88333 | 88339 |
| 1-1/8" | 88343 | 88349 |
| 1-3/8" | 88353 | 88359 |
| 1-5/8" | 88363 | 88369 |



8925

96503

8965

96513

96523


96533

| CHROME PLATED STEEL | ONE WAY SCREW REMOVER |
|---------------------|---|
| 8905 | 3 Pak One Way Screw Removers |
| 8915 | One Way Screw Remover (Sizes 6-8) |
| 8925 | One Way Screw Remover (Sizes 8-10) |
| 8935 | One Way Screw Remover (Sizes 12-14) |
| DRIVER | |
| 8965 | Use with all Hex Bits (Magnetic End) |
| HARDENED STEEL | BITS |
| 96513 | Six Lobe Hex Bit (T-20) |
| 96503 | Six Lobe Hex Bit (T-27) |
| 96523 | Six Lobe Hex Bit (T-30) |
| 96533 | Six Lobe Hex Bit Combo (T-20 & T-27) (Can not be used with Driver) |



PAN HEAD TAPPING SCREWS WITH CENTER PIN

| SIZE | CHROME PLATED STEEL | STAINLESS STEEL |
|-------------|---------------------|-----------------|
| 10 x 5/8" | 90963 | 90969 |
| 10 x 3/4" | 90943 | 90949 |
| 12 x 7/16" | | 91429 |
| 14 x 1/2" | 92083 | 92089 |
| 14 x 5/8" | 92193 | 92199 |
| 14 x 3/4" | | 90929 |
| 14 x 1-1/2" | | 92319 |
| 14 x 1-3/4" | 92423 | 92429 |
| 14 x 2" | 92383 | 92389 |
| 14 x 2-1/4" | | 92449 |
| 14 x 2-1/2" | 92393 | |



10-24 SHOULDER SCREWS WITH CENTER PIN

| LENGTH | CHROME PLATED STEEL | STAINLESS STEEL |
|---------|---------------------|-----------------|
| 3/8" | 88223 | 88229 |
| 1/2" | 88233 | 88239 |
| 3/4" | 88243 | 88249 |
| 15/16" | 88253 | 88259 |
| 1-1/16" | 88263 | 88269 |
| 1-3/16" | 88273 | 88279 |
| 1-5/16" | 88283 | 88289 |
| 1-3/8" | 88293 | |



10-24 SHOULDER SCREWS WITHOUT CENTER PIN

| LENGTH | CHROME PLATED STEEL | STAINLESS STEEL |
|---------|---------------------|-----------------|
| 1/2" | 88133 | |
| 3/4" | 88143 | |
| 15/16" | 88153 | |
| 1-1/16" | 88163 | |
| 1-3/16" | 88173 | |
| 1-5/16" | 88183 | |



PAN HEAD TAPPING SCREWS WITHOUT CENTER PIN

| SIZE | CHROME PLATED STEEL | STAINLESS STEEL |
|-------------|---------------------|-----------------|
| 12 x 1-1/2" | 91613 | |
| 14 x 1-3/4" | 92373 | |



| SIZE | CHROME PLATED STEEL | STAINLESS STEEL |
|---------|---------------------|-----------------|
| 10 x 1" | 91053 | 91059 |

"Blunt" Tip (Type MS)

Type #410 Stainless Steel

3/8" has full threads (no shoulder)